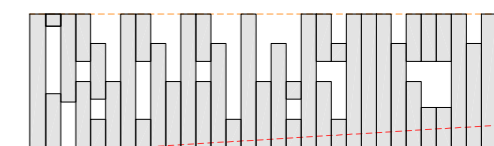
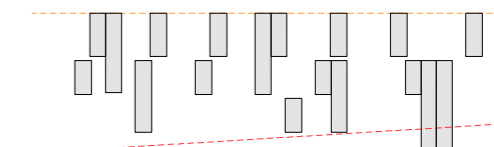


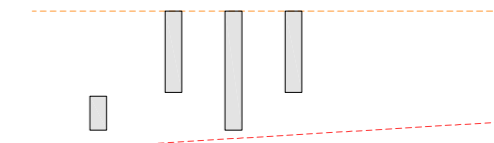
FACADE PANELS



Panel type A \_ Facade level



Panel type B \_ Set back 1.35 m



Panel type C \_ Set back 2.70m